
Life to Eagle Seminar

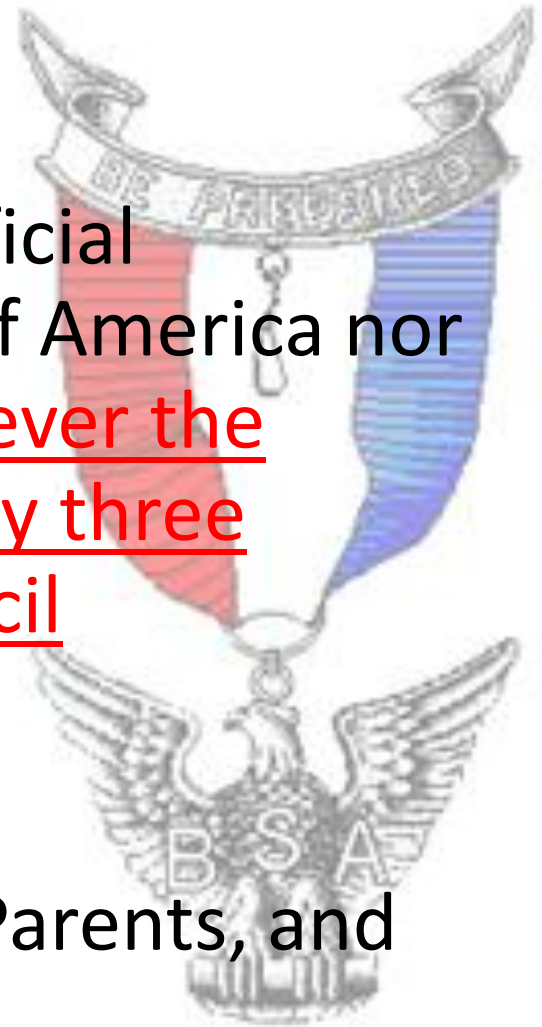
Adopted by Troop 288
The Advancement Committee
Boy Scouts of America
November 3, 2011
Adapted from the Orange County Council



Troop 288, Verdugo Hills Council

Notice.....

- This presentation is **NOT** an official publication of the Boy Scouts of America nor the Verdugo Hills Council; however the contents have been reviewed by three members of the National Council Advancement Committee.
- It is prepared to assist Scouts, Parents, and Scout Leaders.



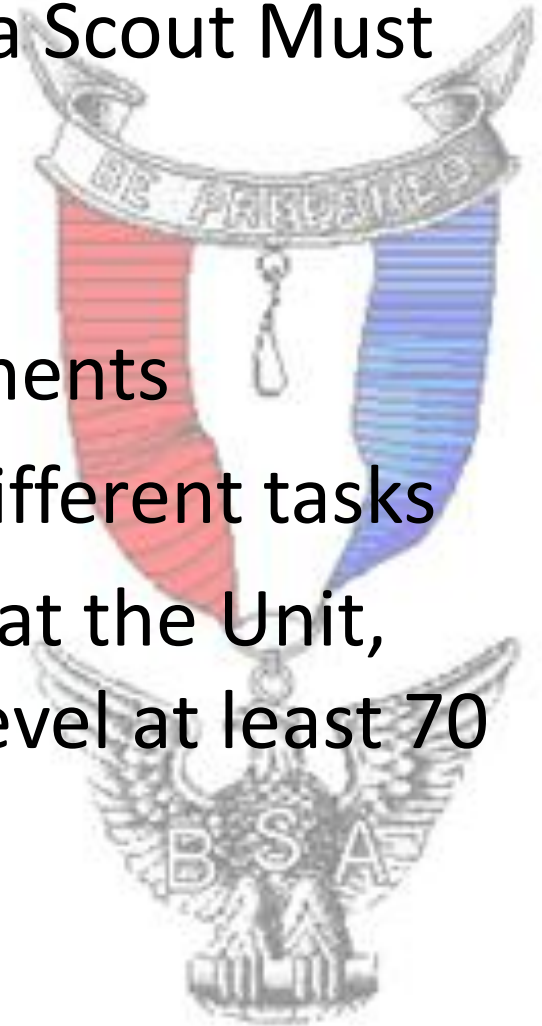
Introduction

- ✓ Earning the rank of Eagle Scout is a special event. Fewer than 7% of Scouts earn this distinction each year.
- ✓ In the history of the United States of America, over 2 million Scouts have earned the Eagle Rank since 1912.



To Achieve the Eagle Scout Rank a Scout Must

- ✓ Earn five prior Scouting Ranks
- ✓ Meet 60 achievement requirements
- ✓ Satisfactorily complete 1,255 different tasks
- ✓ Be reviewed by Adult Scouters at the Unit, District, Council and National level at least 70 times.



Purpose of this Seminar

- Review the 9 steps from Life to Eagle
- Review the requirements for the Eagle Scout
- Explain the procedures used in Troop 288 and the Verdugo Hills Council
- Review the Eagle Scout Leadership Service Project Requirements



Target Audience

- Star and Life Rank Boy Scouts
- Parents
- Scout Leaders
 1. Unit Leaders
 2. Unit Advancement Chairs
 3. Unit Committee Members



Who Sets the Eagle Scout Requirements

- Set by BSA National Council
- Verdugo Hills Council Advancement Committee implements policies and procedures of BSA National and Council



The 7 Eagle Scout Requirements

1. Be active for six (6) months after Life rank.
2. Live by the Scout Oath and Law.
3. Earn at least 21 Merit Badges (including the 12 required for the Eagle Scout Rank)
4. Hold a position of responsibility for a period of 6 months after earning Life.
5. Complete an Eagle Scout Leadership Service Project
6. Take part in a Unit Leader Conference
7. Successfully complete an Eagle Scout Board of Review.



Be Aware

- NO Council, District, Unit, or Individual has the authority to ADD or SUBTRACT from any BSA advancement requirement



Reference

- Advancement Committee Policies & Procedures, #33088, revised yearly
- Boy Scout Requirements, #33216, 2010 printing
- Boy Scout Handbook, #33105
- Eagle Scout Application, #512-728, 2010 printing
- Eagle Scout Leadership Service Project Workbook, #512-927, 2011 printing



How Do I Get From Life to Eagle

- It takes 9 steps



9 Steps from Life to Eagle

1. Complete the Life BOR
2. Complete Eagle Scout Leadership Service Project (use workbook)
3. Do Eagle Scout rank requirements #1 - 6 before your 18th birthday



9 Steps from Life to Eagle

4. Fill out Eagle Scout Application Form

1. Must be completely filled out (with the signatures of Unit Leader and Unit Committee Chair)* NO exceptions
2. Submit completed application to the Council Scout Shop

5. Your application is checked for verification

6. District Eagle Scout Committee receives the application from the council and prepares the Eagle Scout Board of review

1. Unit leader can introduce the candidate to the members of the board but is not a board member
2. Requires unanimous decision



9 Steps from Life to Eagle

7. Board of Review signs off if the candidate is passed. Application and advancement report is taken to Council for processing
8. Council Scout Executive signs application
9. Application sent to National which verifies and authorizes award (Done electronically within 2 weeks, in some circumstances 6 weeks.)



8 Eagle Requirements



Requirement #1 – Be Active

- Be active in the troop for a period of at least six months after you earned the rank of Life Scout
- Any six month period, not necessarily consecutive
- Active means registered and not suspended for any reason



Requirement #2 – Scout Spirit

- Demonstrate that you live by the principles of the Scout Oath and Law in your daily life
- This requirement is NOT for how you act in the troop, but how you live your life!



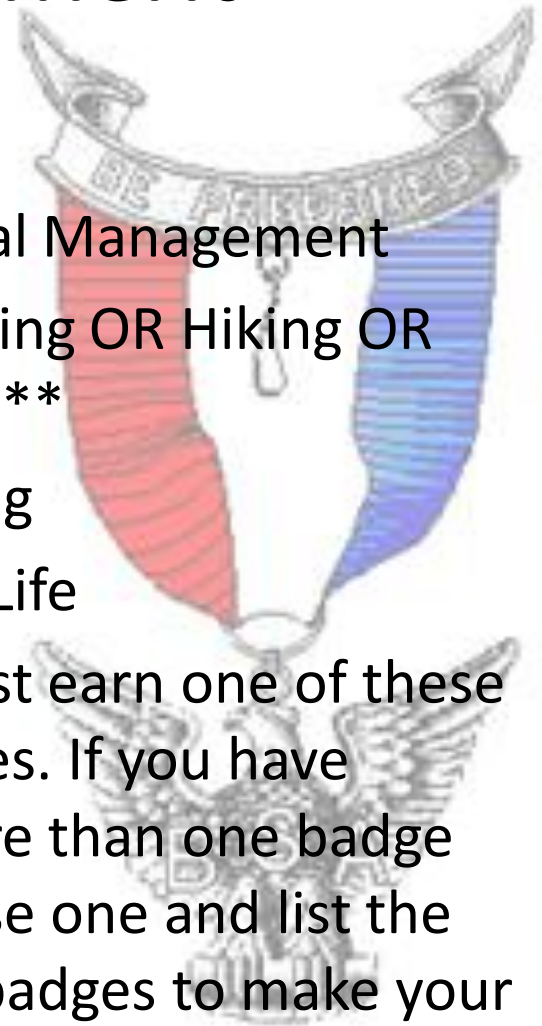
Live by Oath and Law, (Continued)

- This is NOT Troop Spirit
- This is NOT wearing the uniform
- This IS about “everyday life”
 - Do you abide by the principles of the Oath and Law in your everyday life?



Requirement #3 – Earn 21 Merit Badges

1. First Aid
 2. Citizenship in the Community
 3. Citizenship in the Nation
 4. Citizenship in the World
 5. Communications
 6. Personal Fitness
 7. Emergency Preparedness or Lifesaving **
 8. Environmental Science
 9. Personal Management
 10. Swimming OR Hiking OR Cycling **
 11. Camping
 12. Family Life
- (** You must earn one of these merit badges. If you have earned more than one badge listed choose one and list the remaining badges to make your total of 21)



Merit Badges must be....

- APPROVED in advance by the Unit Leader
- Earned with approved Merit Badge Counselors
- REPORTED to Council by the Unit Advancement Representative

- NOTE: Keep your MERIT BADGE ADVANCEMENT CARDS, They are your proof of completion!



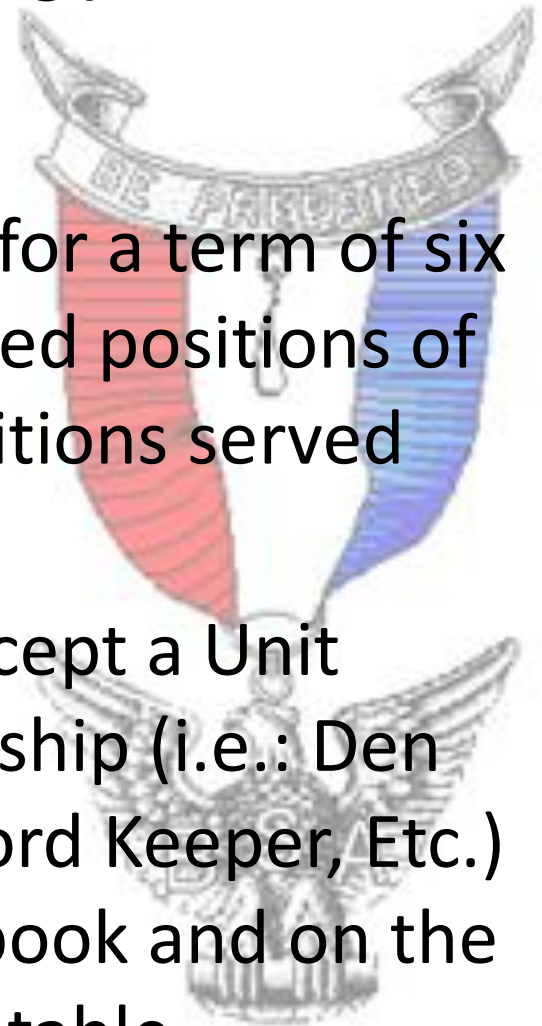
Merit Badges and Scouts with Disabilities

- There are special exceptions for Scouts with disabilities
- Contact the District Advancement Chairman for guidance



Requirement #4 – Position of Responsibility

- While a Life Scout, serve actively for a term of six (6) months in one or more qualified positions of responsibility. List only those positions served after your Life Board of Review.
- Note: The Eagle rank does not accept a Unit Leader created position of leadership (i.e.: Den Chief Trainer, Physicians Aid, Record Keeper, Etc.) only those indicated in the handbook and on the Eagle Scout Application are acceptable.



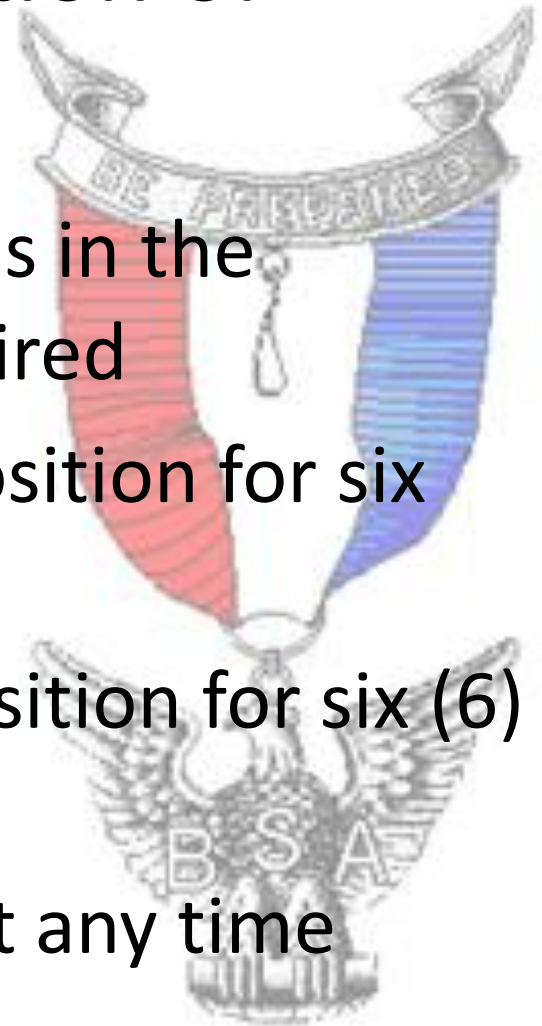
Eagle Scout Rank Eligible Positions

- Patrol Leader, Assistant Senior Patrol Leader, Senior Patrol Leader, Venture Patrol Leader, Troop Guide, Order of the Arrow Troop Representative, Den Chief, Scribe, Librarian, Historian, Quartermaster, Junior Assistant Scoutmaster, Chaplin Aide, Instructor, Webmaster, or Leave No Trace Trainer



Serve Actively in your Position of Responsibility

- Time carried on the unit records in the position is all that may be required
- You do not have to hold one position for six (6) consecutive months.
- You do not have to hold the position for six (6) consecutive months.
- You may meet this requirement any time while a Life Scout.

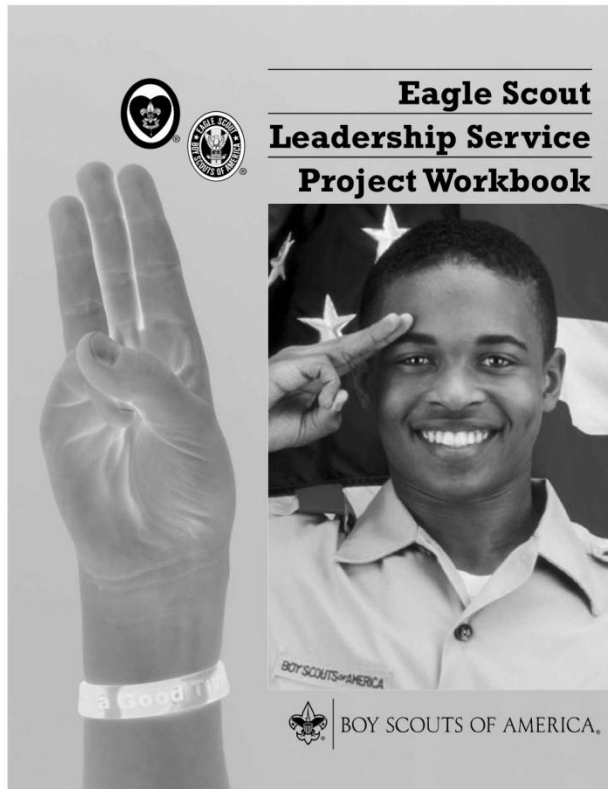


Performance in the Position of Responsibility

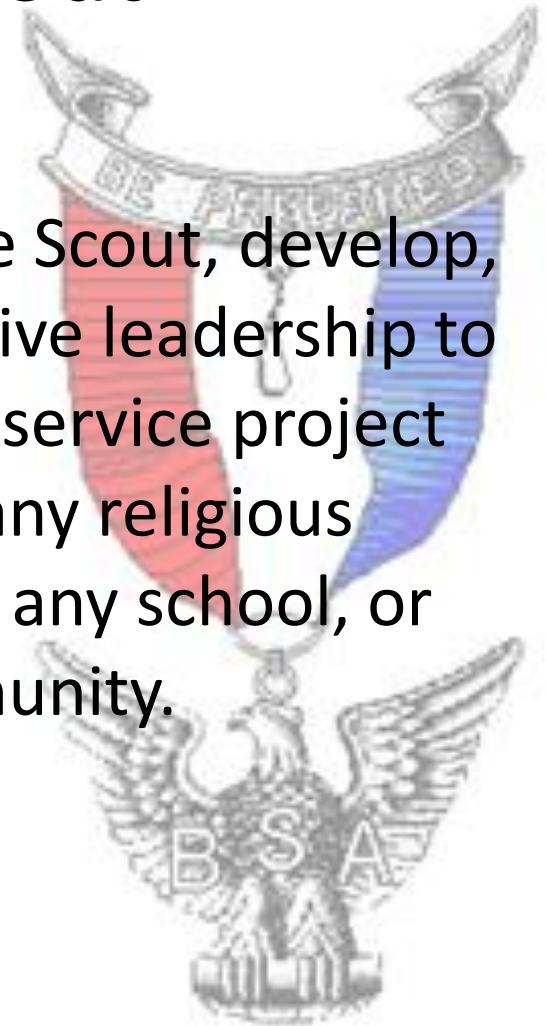
- A Scout may not be held to an extraordinary standard of performance.
- The standard of performance used to measure the requirement shall be the same as that applied to other Star, Life, or Eagle Scout candidates.
- No unit may set a standard of performance other than time in position.
- Otherwise, the Eagle candidate shall be presumed to have satisfactorily fulfilled this requirement
- Unit leaders may not expect any Scout to meet an undefined or unknown standard of performance.



Requirement #5 – Eagle Scout Leadership Service Project

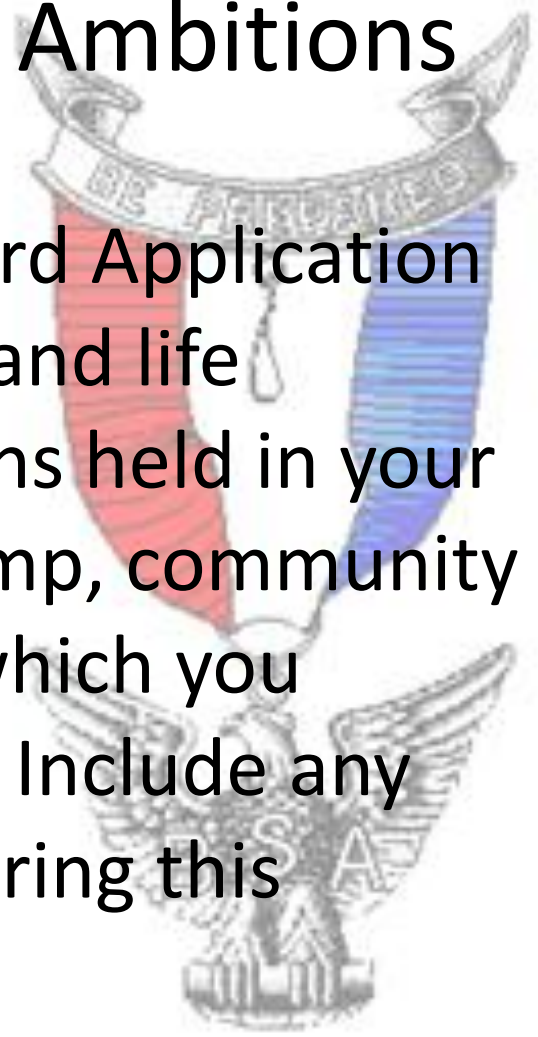


- While a Life Scout, develop, plan, and give leadership to others in a service project helpful to any religious institution, any school, or your community.



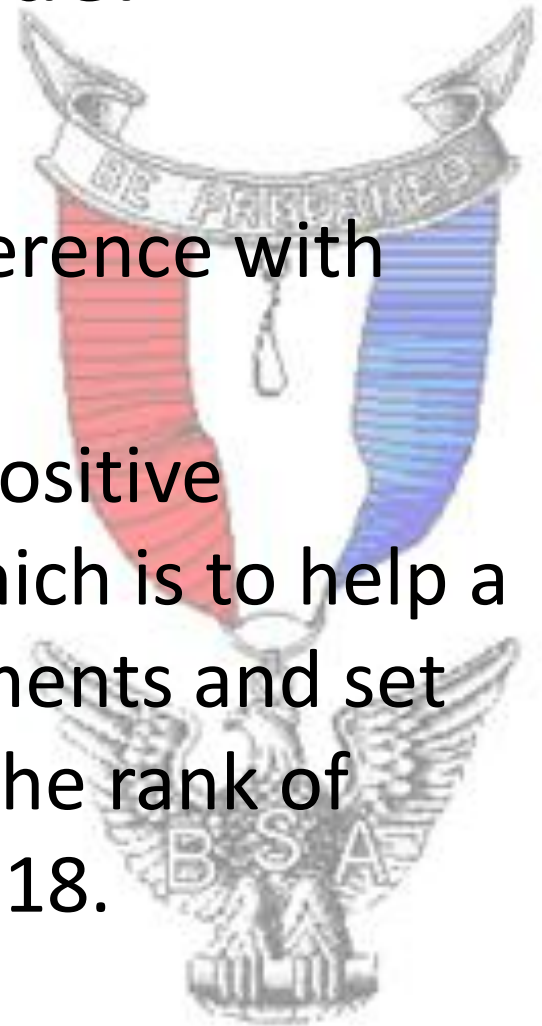
Requirement #6 - Your Life Ambitions

- Attach to your Eagle Scout Award Application a statement of your ambitions and life purpose and a listing of positions held in your religious institution, school, camp, community or other organizations during which you demonstrated leadership skills. Include any honors and awards received during this service.



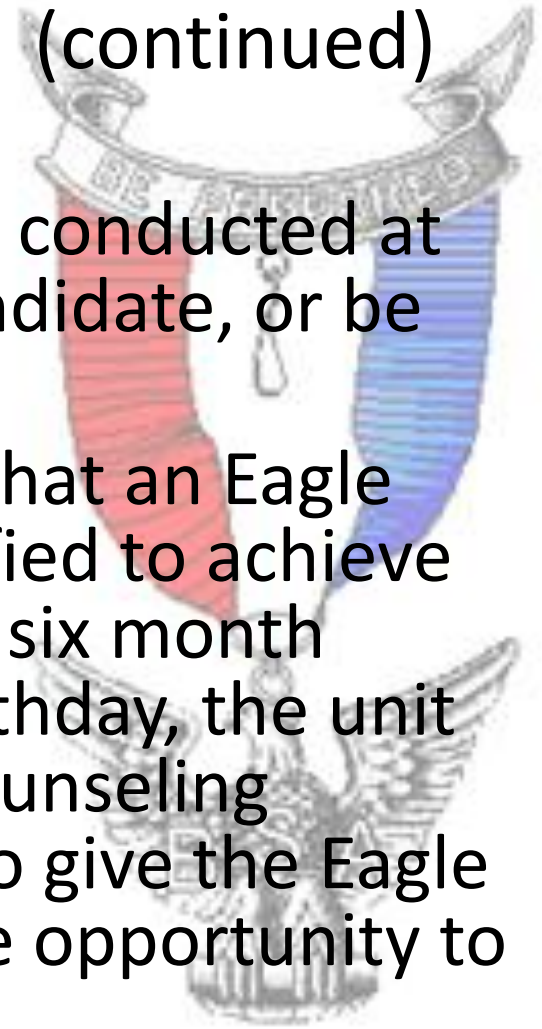
Requirement #7 – Unit Leader Conference

- Take part in a Unit Leader conference with your Unit Leader
- A Unit Leader conference is a positive experience, the objective of which is to help a Scout evaluate his accomplishments and set new goals. Even goals beyond the rank of Eagle Scout and / or the age of 18.



Unit Leader Conference, (continued)

- A Unit Leader conference may be conducted at the request of an Eagle Scout Candidate, or be initiated by the Unit Leader.
- When there is reason to believe that an Eagle Scout candidate will not be qualified to achieve the Eagle Scout award within the six month period prior to his eighteenth birthday, the unit leader is obligated to initiate a counseling session, on a timely basis, so as to give the Eagle Scout candidate every reasonable opportunity to become qualified



What if I have a problem?

- GET HELP: (Quickly, do not wait for it to get better on it's own)
- Talk to your Scoutmaster
- Talk to your Unit Advancement Chairperson
- Talk to your Unit Committee Chairperson
- Talk to your District Advancement Chairperson



Have a Problem?

- What can I do if I am having a problem with my Unit Leader or any other Adult



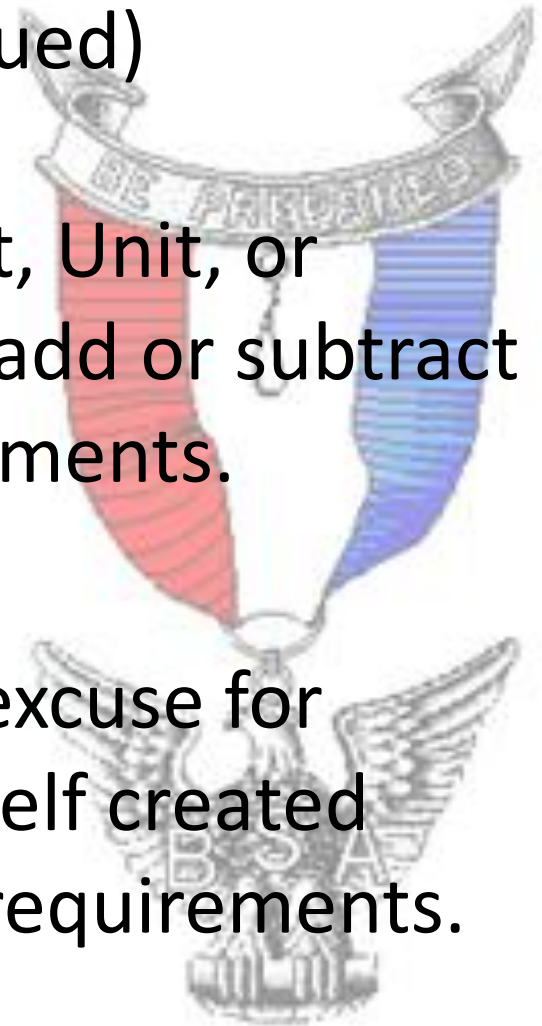
Having a Problem, (continued)

- All Scouts have the right to ask for a board of review at any time to review an adverse advancement decision.
- If you think you are not being treated fairly or that you are being held to extraordinary standards, contact the District Advancement Chairperson or the District Chairperson
- Do not delay, the more promptly problems can be resolved the better.



Having a Problem, (continued)

- Remember, NO Council, District, Unit, or Individual has the authority to add or subtract from any advancement requirements.
- Unfortunately ignorance is no excuse for imposing “old” requirements, self created requirements, or Unit created requirements.



Requirement #8 – Board of Review

- 3 – 6 members over 21 years of age
 - (1 District and or Council Member must participate)
- Unanimous decision must be reached
- If the candidate is not approved then an appeal process is available
- Candidates may not repeat a board of review, an adverse decision can only be overturned by appeal



Complete the Eagle Scout Rank Application



REQUEST FOR AN EAGLE SCOUT RANK APPLICATION

TO THE EAGLE SCOUT APPLICANT: This request form is to be completed after you have finished the first five requirements for the Eagle Scout rank. You should take the completed form to your Scoutmaster conference. After your Scoutmaster conference, submit the completed and signed form to the Council office. They will verify all your advancement records and print the official rank application for signatures.

USE THIS FORM IN CHESTER COUNTY COUNCIL ONLY

NAME FOR CERTIFICATE, MAX. 30 CHARACTERS Circle out 1 TROOP CREW UNIT # BIRTH DATE

Address _____ Date joined a Boy Scout Troop _____

City, State Zip _____ Date of First Class Scout board of review _____

Phone No. _____ Date of Star Scout board of review _____

Full Legal Name _____ Date of Life Scout board of review _____

National requires the full legal name to include first, middle, and last name. Were you a Cub Scout? Yes No
 The middle name must be completely spelled out, not an initial. Were you a Webelos Scout? Yes No
 This is not the name to appear on the certificate. It is used by National Did you earn the Arrow of Light Award? Yes No
 as part of their record processing. Had you completed 10th grade upon joining? Yes No

REQUIREMENT 1. Be active in your troop, team, crew, or ship for at least six months after you have achieved the rank of Life Scout.

REQUIREMENT 2. Demonstrate Scout spirit by living the Scout Oath (Promise) and Scout Law in your everyday life. You will need to get references from six people, Parents, Religious, Educational, Employer or Work, and two others. Use the form and instructions in the Eagle Scout Leadership Service Project Workbook, Chester County Council version. Have the references mailed to your Scoutmaster or Eagle Advisor as directed.

REQUIREMENT 3. Earn a total of 21 merit badges (10 more than you already have), including the following: (a) First Aid, (b) Citizenship in the Community, (c) Citizenship in the Nation, (d) Citizenship in the World, (e) Communications, (f) Personal Fitness, (g) Emergency Preparedness OR Lifesaving, (h) Environmental Science, (i) Personal Management, (j) and Swimming OR Hiking OR Cycling, (k) Camping, and (l) Family Life. Attach to this request form either: The "Eagle Application Assistance" or the "Individual History Transfer" report from TroopMaster listing all 21 merit badges and signed by your Scoutmaster OR copies of your merit badge blue cards for all 21 merit badges earned for Eagle.

REQUIREMENT 4. While a Life Scout, serve actively for a period of 6 months in one or more of the following positions of responsibility: Patrol leader, assistant senior patrol leader, senior patrol leader, troop guide, Order of the Arrow troop representative, den chief, scribe, foran, historian, quartermaster, junior assistant Scoutmaster, chaplain aide, or instructor. List your positions held between your Life board of review and your Eagle Scoutmaster conference. The date ranges must not overlap, and must total at least six months.

POSITION	FROM	TO

REQUIREMENT 5. While a Life Scout, plan, develop, and give leadership to others in a service project helpful to any religious institution, any school, or your community. (The project should benefit an organization other than Boy Scouting.) The project idea must be approved by the organization benefiting from the effort, your Scoutmaster and troop committee, and the council or district before you start. You must use the Eagle Scout Leadership Service Project Workbook in meeting this requirement. Date project was completed _____

Project Name: _____ Grand total _____ of hours

REQUIREMENT 6. Attach to this request a statement of your ambitions and life purpose and listing of positions held in your religious institution, school, camp, community, or other organizations during which you demonstrated leadership skills. Include honors and awards received during this service. Take part in a Scoutmaster conference with your unit leader. Fill in the date scheduled for your Scoutmaster Conference and take the completed form to your Scoutmaster Conference. _____ was held _____

Scoutmaster Certification: All of the above information is complete and accurate. Signed _____
Last Revision 08/11/13


- Fill it out completely
- List references as requested
- Be sure all dates are correct
- Include unit numbers for merit badges
- List only 21 merit badges
- Complete and sign the back side
- Have Unit Leader & Committee Chair sign
- Attach to your Eagle Scout Leadership Service Project workbook

Always make sure you are using the current version of the application

Troop 288, Verdugo Hills Council

The Dreaded 18th

Birthday Problem



Troop 288, Verdugo Hills Council

If you are 17 **PAY ATTENTION**



Your 18th Birthday!!

Most people receive about 18 years advanced warning of the date on which they will turn 18. It is not an unexpected event.

You know the date.



You Must Do the Following

BEFORE your 18th Birthday:

- ✓ Complete all your merit badges
- ✓ Complete your Eagle Scout Leadership Service Project
- ✓ Complete your Unit Leader Conference
- ✓ Be active as a Life Scout for six months
- ✓ Serve actively in a qualified position of responsibility for six months while a Life Scout



Eagle Scout Requirements

That's It

Thank you for coming



Eagle Scout Requirements

That's It

Thank you for coming

Just Kidding



Eagle Scout Leadership Service Project

Troop 288



While a Life Scout, plan, develop, and give leadership to others in a service project helpful to any religious institution, school, or your community.

Start planning as soon as you reach Life

- ✓ You may start planning your Eagle Scout Leadership Service Project just as soon after achieving the rank of Life Scout as practical.
- ✓ All work on your Eagle Scout Leadership Service Project must be undertaken while you are a Life Scout and **completed before your eighteenth birthday.**



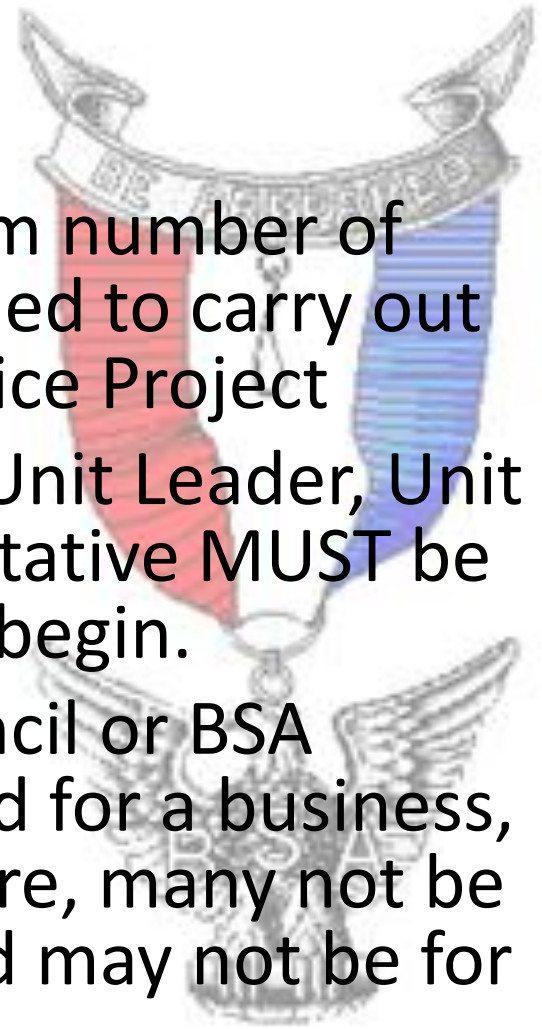
1. The Project

- ✓ Must be a project that conforms to the wishes and regulations of those for whom the project is undertaken
- ✓ Must be where the Eagle Scout demonstrates leadership skills learned in Scouting.
- ✓ Be done outside the sphere of Scouting (not a Unit function).
- ✓ The Scout must plan the work, organize the personnel needed, and direct the project to completion.
- ✓ Routine labor, a job normally rendered should not be considered.



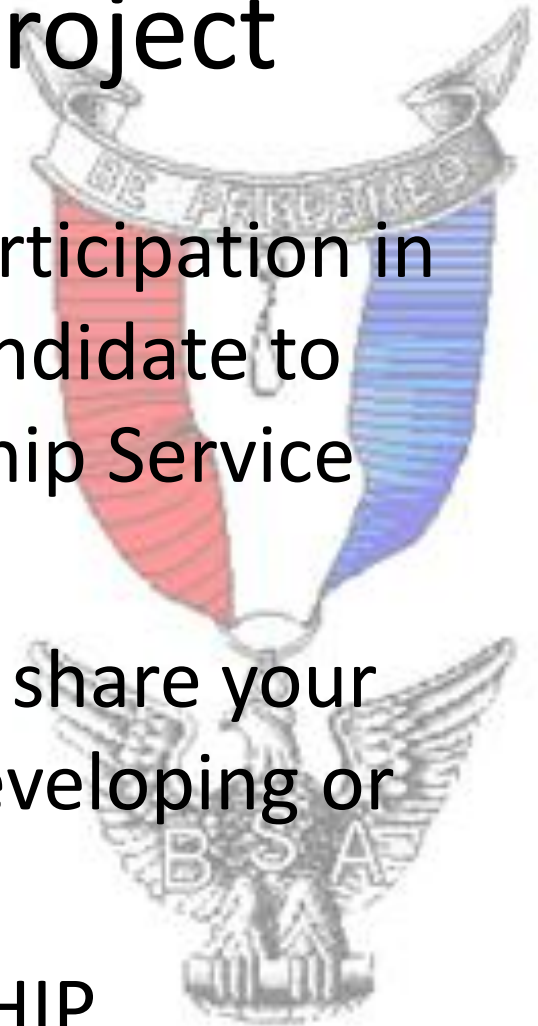
The Project (continued)

- ✓ There is no minimum or maximum number of volunteers or hours of work needed to carry out your Eagle Scout Leadership Service Project
- ✓ Approvals by the recipient, your Unit Leader, Unit Committee and District Representative **MUST** be obtained in **WRITING** before you begin.
- ✓ The Project may not involve Council or BSA properties, may not be performed for a business, may not be of a commercial nature, may not be routine labor or maintenance and may not be for the benefit of an individual.



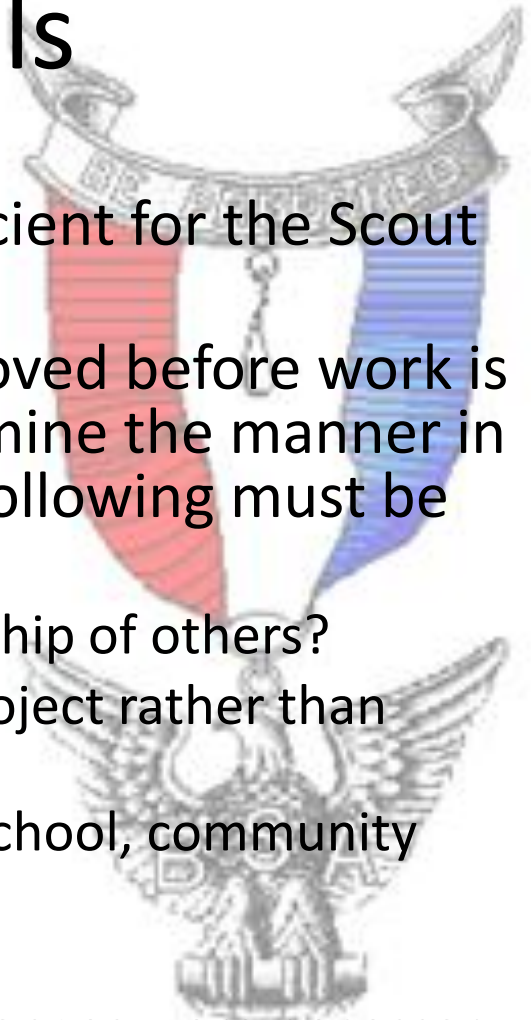
You must do your own project

- ✓ A candidate may not use his participation in the project of another Eagle candidate to satisfy the Eagle Scout Leadership Service Project requirement
- ✓ You may not copy or otherwise share your responsibilities for planning, developing or providing leadership to others
- ✓ It's all about showing LEADERSHIP



2. Have Measurable Goals

- ✓ The amount of time spent must be sufficient for the Scout to demonstrate his leadership skills
- ✓ Although the project idea must be approved before work is begun, the Board of Review must determine the manner in which the project was carried out. The following must be answered
 - In what ways did you demonstrate leadership of others?
 - Give examples of how you directed the project rather than doing the work yourself?
 - In what way did the religious institution, school, community group benefit from the project?
 - Did the project follow the plan?
 - If changes were made, explain why the changes were necessary.



3. Plan, Develop, Carry Out

- ✓ You are expected to “...plan, develop, and give leadership to others...”
- ✓ Determine what kinds and quantities of materials and / or supplies are needed
- ✓ Their costs and how they will be acquired
- ✓ Keep accurate inventory records and a log of work activities
- ✓ Manage the resources and purposefully direct the project to its completion

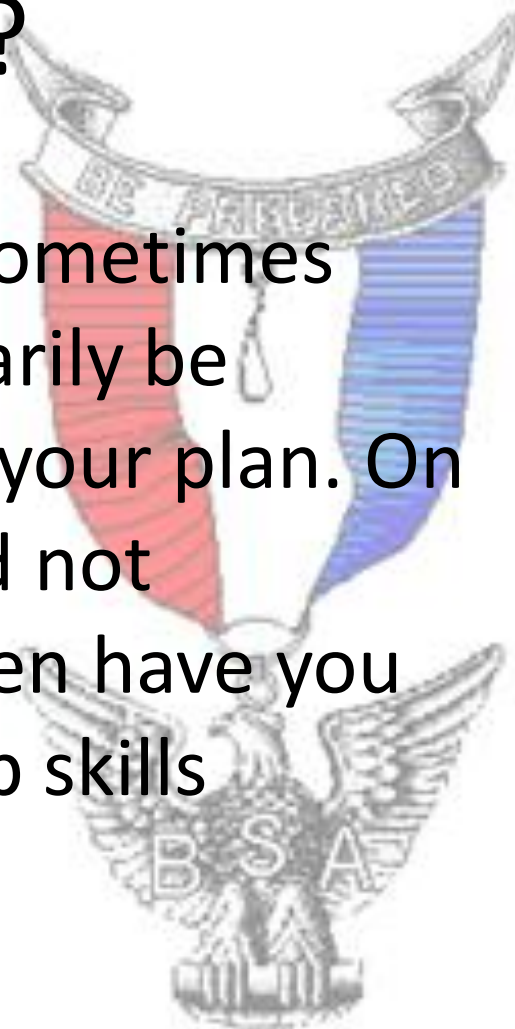


A few words about “Fund Raising”

- ✓ Fund raising is permitted only for the purposes of acquiring the materials and supplies needed to carry out your project.
- ✓ Fundraising is not a requirement. Fundraising must not be a part of the objectives of the project itself.
- ✓ Fundraising must conform to the Guide to Safe Scouting (Tour Permits, parental consent, supervision and most important is safety).

What if things go wrong?

Even the best planned activities sometimes need change. You will not necessarily be penalized if you had to vary from your plan. On the other hand, if your project did not substantially follow your plan...then have you truly demonstrated the leadership skills expected of an Eagle Scout?




4. Opportunity to Show Leadership

- ✓ The Board of Review will expect your Eagle Scout Leadership Service Project to be helpful and of significance to the beneficiary for whom it is undertaken.



Who can help?

- ✓ Other Scouts, family, friends and classmates, church members, other youth groups, etc., of any age or type may volunteer; they do not have to be Scouts
- ✓ You should recruit, train, organize and schedule the personnel needed



What about adult supervision

An Eagle Scout Leadership Service Project is not an official unit activity, it is an Eagle Scout Leadership Service Project.

Proper planning, however, includes preparing for appropriate adult participation and safety concerns. See the Guide to Safe Scouting.



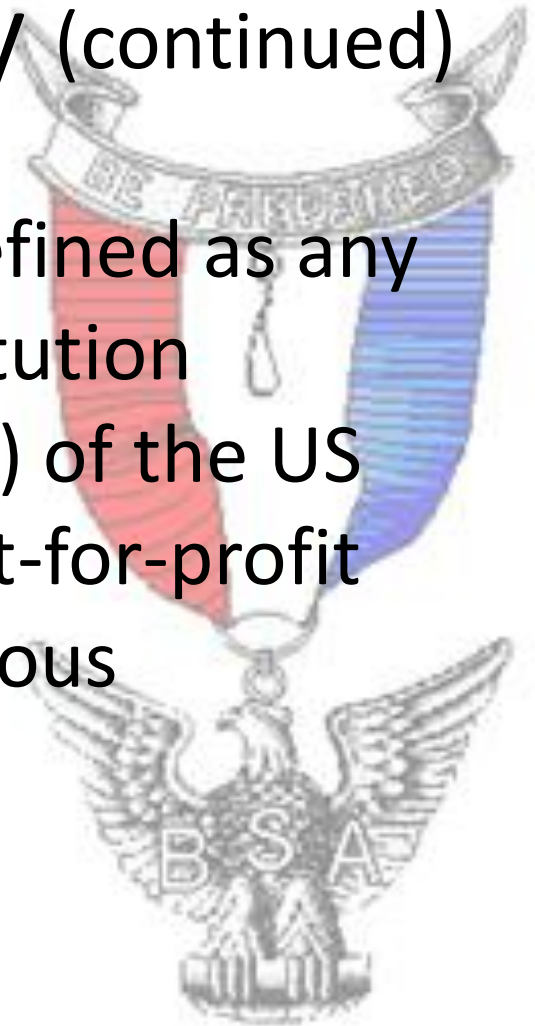
5. A qualified beneficiary

- ✓ Service to others is an important philosophy to the Eagle Scout Leadership Service Project. Therefore, your Eagle Scout Leadership Service Project must be done outside of Scouting.
- ✓ Projects can not be done for your Council, Unit, or District.
- ✓ You can do a project for your Unit Sponsor if it meets other requirements.



5. A qualified beneficiary (continued)

- ✓ A community organization is defined as any government agency, or an institution qualified, under Section 5013(c) of the US Internal Revenue Code, as a not-for-profit charitable, educational or religious organization.



What your Beneficiary wants

- ✓ Your Eagle Scout Leadership Service Project must conform to the wishes of those for whom it is undertaken.
- ✓ The detailed plan for your Eagle Scout Leadership Service Project must be approved by, and a signature obtained from a proper official of the beneficiary, before it is submitted to your Unit Leader, Unit Committee or the District Advancement Committee.



Help Choosing a Project

Please take a moment to answer each question

Question 1:

What are your current interests outside of Scouting?



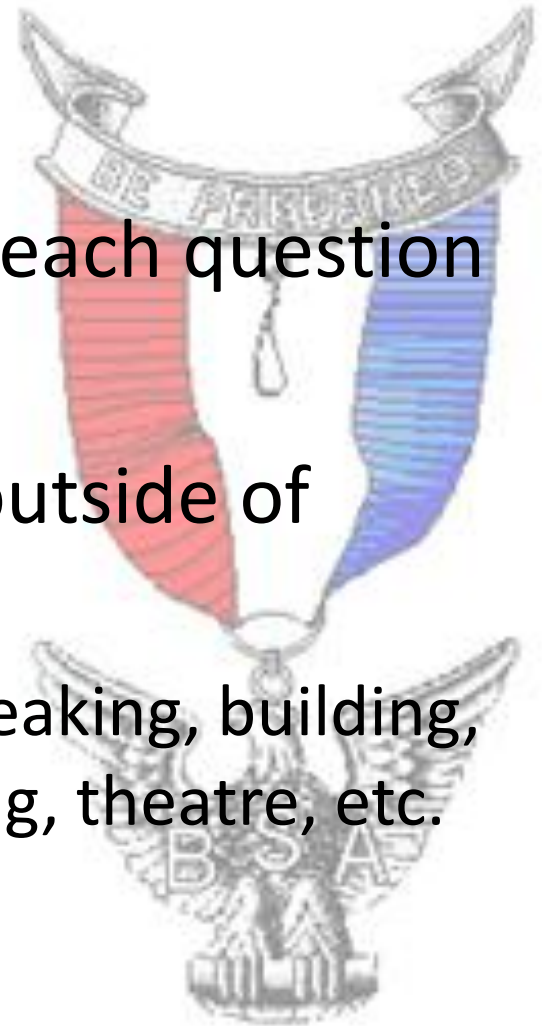
Help Choosing a Project

Please take a moment to answer each question

Question 1:

What are your current interests outside of Scouting?

Answer: football, hockey, chess, speaking, building, computers, teaching, hiking, boating, theatre, etc.



Help Choosing a Project

Question 2:

What are your best skills?



Help Choosing a Project

Question 2:

What are your best skills?

Answer:

Organizing, books, technology, physical, planning, leading, acting, writing, etc.



Help Choosing a Project

Question #3:

What schools, churches and community groups have influenced your life?



Help Choosing a Project

Question #3:

What schools, churches and community groups have influenced your life?

Answer:

Are they non-profit and non-BSA?



Help Choosing a Project

Question #4

What needs to be done for these groups?



Help Choosing a Project

Question #4

What needs to be done for these groups?

Answer:

It can **not** be maintenance or fundraising.



Help Choosing a Project

Question #5:

Who would you contact to find how to help?



Help Choosing a Project

Question #5:

Who would you contact to find how to help?

Answer:

School Principle, Church Minister / Grounds Keeper,
Superintendent, Ranger, Administrator, etc.



Use the Project Workbook.....

You should use the Eagle Scout Leadership Project Workbook in meeting this requirement

***Eagle Scout Leadership Service Project
Workbook No. 512-927***

(Always check to see if you have the current version)

<http://NESA.org> or
<http://www.scouting.org/forms.aspx>

Troop 288, Verdugo Hills Council

Workbook Sections

Your Eagle Scout Leadership Service Project



How to Start

You have earned the Life Scout rank and are ready to begin your Eagle Scout leadership service project. This workbook will help you plan and record your progress and complete and submit a final report.

The Requirement

As stated in *The Boy Scout Handbook*: While a Life Scout, plan, develop, and give leadership to others in a service project helpful to your religious institution, school, or your community. (The project should benefit an organization other than the BSA.) **The project plan must be approved by the organization benefiting from the effort, your unit leader (Scoutmaster, Varsity Scout Coach, Venturing crew Advisor), unit committee, and by the council or district advancement committee before you start. You must use this Eagle Scout Leadership Service Project Workbook (No. 512-927 or its online equivalent on the National Eagle Scout Association's Web site, <http://www.NESA.org>) in meeting this requirement.**

Originality

Does the leadership service project for Eagle have to be original, perhaps something you dream up that has never been done before? The answer: No, but it certainly could be. You may pick a project that has been done before, but you must accept responsibility for planning, directing, and following through to its successful completion.

Limitations

- Routine labor (a job or service normally rendered) should not be considered.
- Projects involving council property or other BSA activities are not acceptable.
- Projects may not be performed for businesses or an individual.
- Projects may not be of a commercial nature.
- Projects may not be a fund-raiser. Fund-raising is permitted only for securing materials needed to carry out the project.
- Donors to projects must be made aware of what entity is benefiting from the project, and that it clearly is not the Boy Scouts of America.
- Any funds raised for a project and not used for the purchase of project materials must be returned to the donors.
- No minimum number of hours is required.
- The project is an individual matter; therefore, two Eagle Scout candidates may not receive credit for working on the same project.

- Cover Page
- Name, Unit, District
- Plan
- Identify beneficiary
- Describe project broadly



Workbook Sections, (continued)

Develop

- Create a detailed plan
- Material, time, labor
- Leadership

Carry Out

- Describe results
- Show logs of your efforts
- What happened



Workbook Signature Page

- Before you can start the Eagle Project
 - Unit Leader
 - Beneficiary
 - Unit Committee Chair
 - District Project Advisor
- After the project is completed
 - You sign and date
 - Beneficiary sign and date
 - Unit Leader sign and date
 - Enter our project Start Date (including planning) and Date of Final Signature (of above 3)



You CAN DO the Following

AFTER your 18th Birthday:

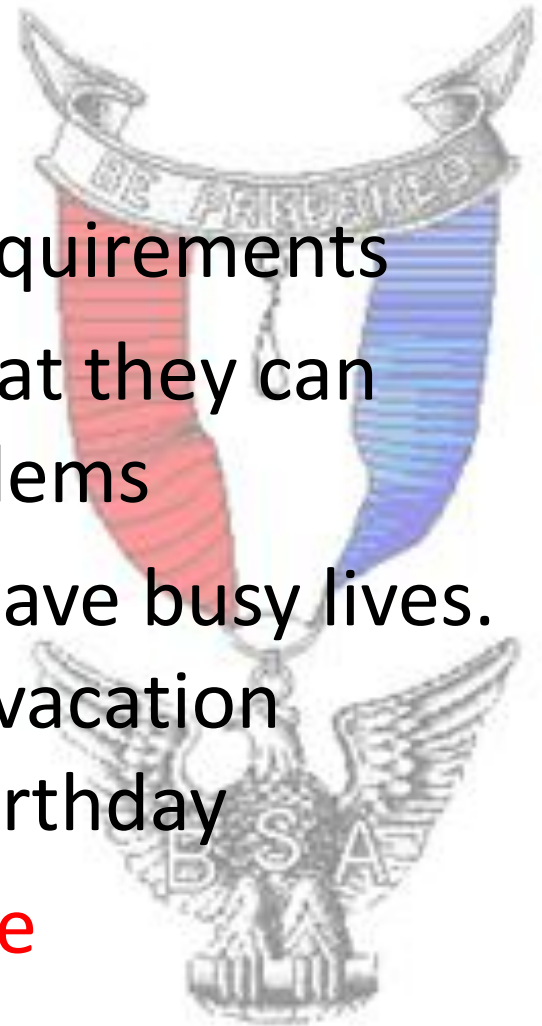
(not recommended, do it early)

- ✓ Have your Eagle Scout Board of Review
- ✓ Have your Eagle Scout Court of Honor



If you are almost 18...

- ✓ Work hard to complete your requirements
- ✓ Talk to your leaders **NOW** so that they can help you and warn you of problems
- ✓ Remember that adult leaders have busy lives. Don't ask a leader to give up a vacation because you forgot your 18th birthday
- ✓ **Know your deadlines in advance**



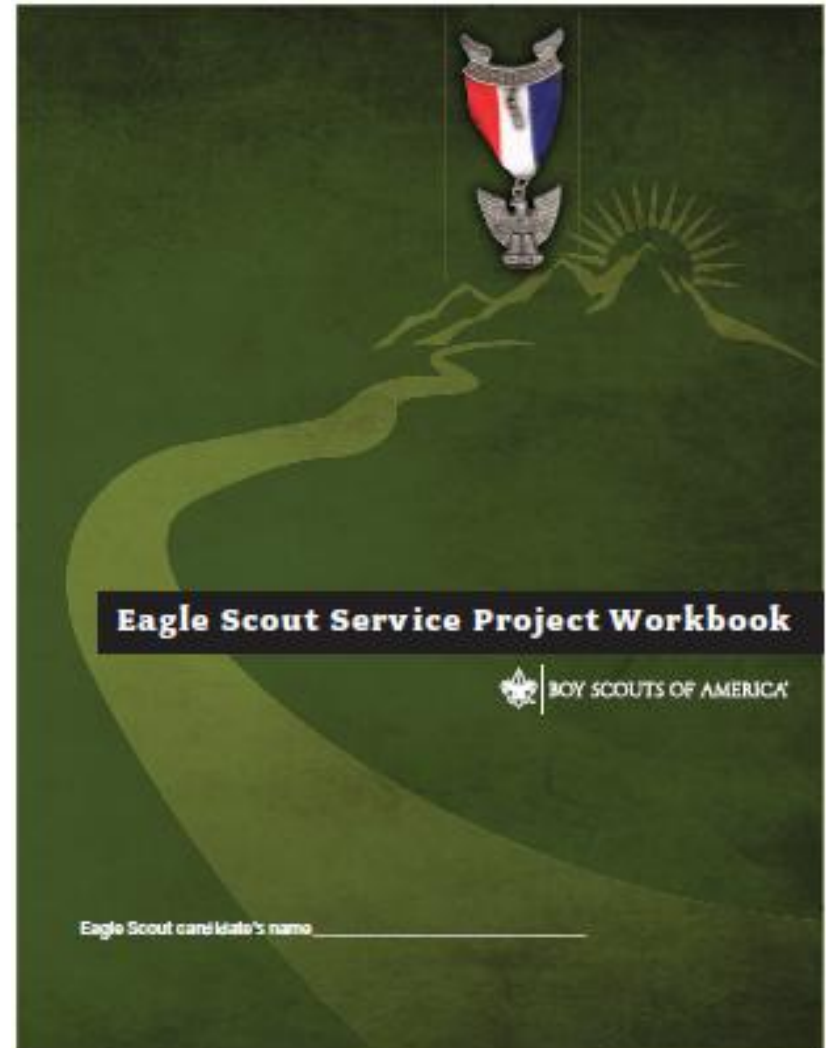
In Summary...

- ✓ Your GOAL is to soar as an Eagle
- ✓ Keep your eye on the goal
- ✓ Accomplish your goal
- ✓ Plan ahead (with a calendar) and you will soar as an Eagle



What's Changing

- ✓ The Project Workbook
- ✓ When to get sign offs
- ✓ When to execute your project
- ✓ Who you work with



The New Project Workbook

Now the Project Plan is a Project Proposal

1. Provide sufficient opportunity to meet the service requirements
2. It appears to be feasible
3. Safety issues will be addressed
4. Steps for further detail are included
5. You are on the right track to complete the project and have a positive experience



The New Project Workbook

- Forms ask for more detail
- Form for Fundraising
- Once the Proposal has been signed off you will work with your advisor to finalize the plan.
- Once the project is complete you will finish the paperwork



Q & A

At this time we would like to answer any unanswered questions.

Visit the web to find more information:

Search Eagle Projects

<http://advan.counciltraining.net> for the OC Council website. Many forms and Life to Eagle info.

Thank you for your attention and participation



Eagle Project

Some Examples



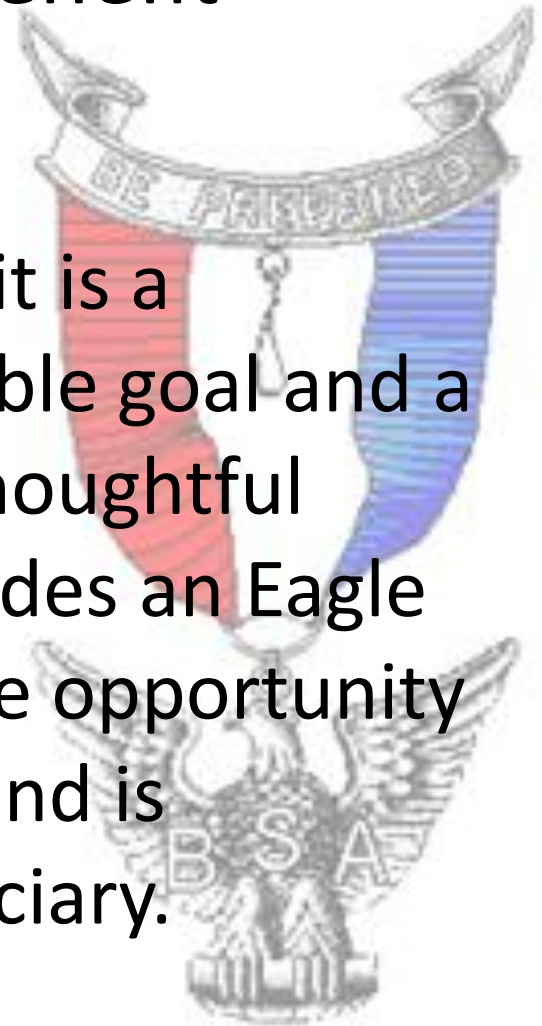
“Develop a five mile Trail to benefit Yosemite National Park”



Troop 288, Verdugo Hills Council

“Develop a five mile Trail to benefit Yosemite National Park”

This is a **worthy project** because it is a significant effort, with a measurable goal and a defined objective that requires thoughtful planning and development, provides an Eagle Scout candidate with an adequate opportunity to provide leadership to others, and is undertaken for a qualified beneficiary.



“Develop a new hiking trail at Lost Valley Boy Scout reservation”



Troop 288, Verdugo Hills Council

“Develop a new hiking trail at Lost Valley Boy Scout reservation”

This is **not an acceptable project** because it does not set forth a measurable goal, and is to be performed for an unqualified beneficiary.



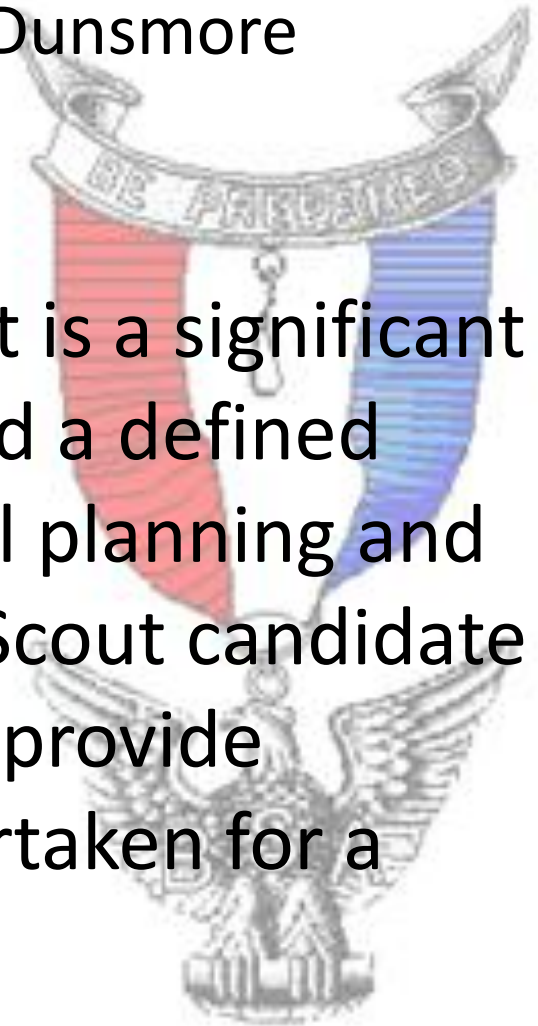
“Make and install 4 benches and plant 12 different varieties of plants in the courtyard of Dunsmore Elementary School”



Troop 288, Verdugo Hills Council

“Make and install 4 benches and plant 12 different varieties of plants in the courtyard of Dunsmore Elementary School”

This is a worthy project because it is a significant effort, with a measurable goal and a defined objective that requires thoughtful planning and development, provides an Eagle Scout candidate with an adequate opportunity to provide leadership to others, and is undertaken for a qualified beneficiary.



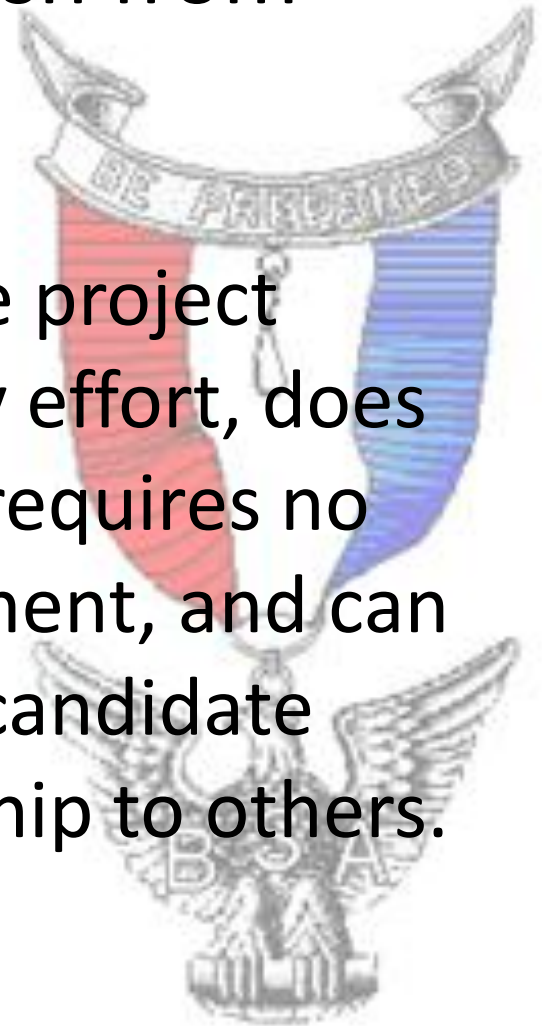
“Clean up and remove the trash from Verdugo Park”



Troop 288, Verdugo Hills Council

“Clean up and remove the trash from Verdugo Park”

This example is not an acceptable project because it is not an extraordinary effort, does not set forth a measurable goal, requires no meaningful planning or development, and can be performed by an Eagle Scout candidate without any need to give leadership to others.



Tough Situations

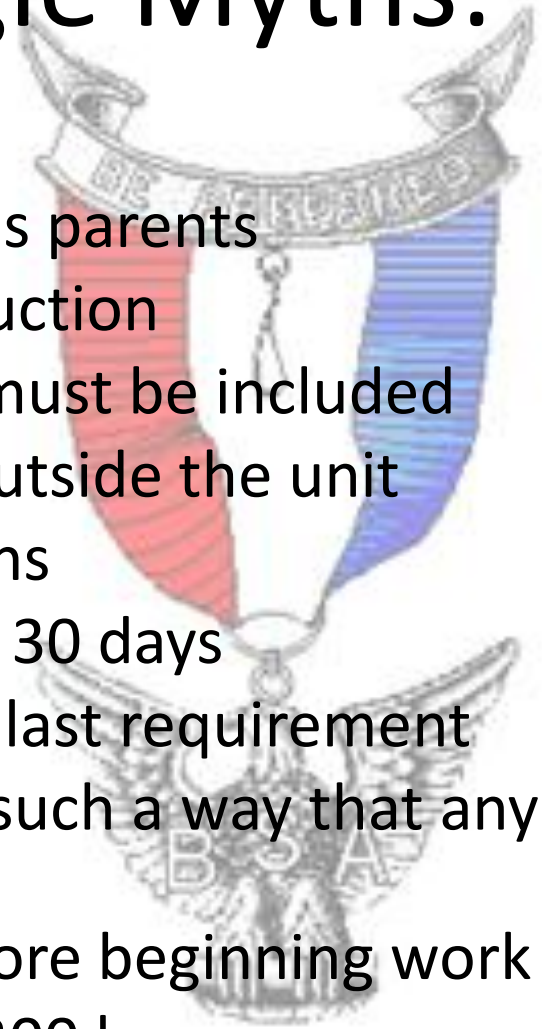
Some service projects can be worthwhile and beneficial but still not qualify. Replacing a fence for an elderly person at their home is worthy but not acceptable as an Eagle Scout Leadership Service Project because it benefits an individual rather than the community.

Some may be tough calls. A blood drive usually lacks the leadership needed for the Eagle Scout project, but it is still possible to qualify under some circumstances.



Some examples of Eagle Myths:

- The Scout can not receive help from his parents
- The project must involve wood construction
- Detailed drawings to scale / CAD/ 3D must be included
- Can not involve any volunteers from outside the unit
- Must include multi-media presentations
- The project must be completed within 30 days
- The project must be completed as the last requirement
- The project write-up must be done in such a way that any other scout could complete it
- The Scout must be 16 years of age before beginning work
- The project must have a minimum of 200 hours



End of the Life to Eagle Seminar



Troop 288, Verdugo Hills Council